

# Rock n Roll

\*math fact mastery edition\*

---

Teacher note:

For the next page, you need to decide which facts you want your students to practice and then write the fact across the top of the spots with the dice.

Then, students will write the whole addition sentence each time they roll the dice.

To start out, I'm working with a group of students who are trying to master their 2s and 3s facts. So, their number sentences will be things like:

$$2 + 5 = 7, 5 + 3 = 8, 2 + 9 = 11, \text{ etc...}$$

Happy math fact mastering!







# Rock n Roll

\*math fact mastery edition\*

Name: \_\_\_\_\_

Date: \_\_\_\_\_

Directions: Roll the dice. For each number you roll, write the matching addition sentence in the correct spot... See which one is the winner! Be sure not to write too big so you can fit the addition sentences over and over in each column as you roll to get a winner!

# DOUBLE DiGit addition tic-tac-toe

Names: \_\_\_\_\_

Directions: Play just like tic-tac-toe...  
the only catch is that you must solve  
an addition problem before you can  
mark your X or O on the spot!

## Game 1

$$\begin{array}{r} 34 \\ + 17 \\ \hline \end{array}$$

$$\begin{array}{r} 92 \\ + 45 \\ \hline \end{array}$$

$$\begin{array}{r} 81 \\ + 27 \\ \hline \end{array}$$

$$\begin{array}{r} 25 \\ + 63 \\ \hline \end{array}$$

$$\begin{array}{r} 77 \\ + 38 \\ \hline \end{array}$$

$$\begin{array}{r} 19 \\ + 22 \\ \hline \end{array}$$

$$\begin{array}{r} 58 \\ + 21 \\ \hline \end{array}$$

$$\begin{array}{r} 95 \\ + 27 \\ \hline \end{array}$$

$$\begin{array}{r} 62 \\ + 34 \\ \hline \end{array}$$

## Game 2

$$\begin{array}{r} 40 \\ + 19 \\ \hline \end{array}$$

$$\begin{array}{r} 52 \\ + 26 \\ \hline \end{array}$$

$$\begin{array}{r} 71 \\ + 54 \\ \hline \end{array}$$

$$\begin{array}{r} 84 \\ + 39 \\ \hline \end{array}$$

$$\begin{array}{r} 43 \\ + 87 \\ \hline \end{array}$$

$$\begin{array}{r} 94 \\ + 69 \\ \hline \end{array}$$

$$\begin{array}{r} 40 \\ + 62 \\ \hline \end{array}$$

$$\begin{array}{r} 21 \\ + 47 \\ \hline \end{array}$$

$$\begin{array}{r} 39 \\ + 71 \\ \hline \end{array}$$

# Rock ADD Roll!

Name: \_\_\_\_\_

Directions: Roll a dice two times- you have just made a two digit number... Write it down. Now roll it two more times to make another two digit number... Write that down. Now add them up! Then it is your partner's turn. Whoever rolled the greatest sum wins the round.

Show your adding on this page and give yourself a point if you won the round!


Turn One



+

\_\_\_\_\_


Turn Two



+

\_\_\_\_\_


Turn Three



+

\_\_\_\_\_

Turn Four



+

\_\_\_\_\_

Score Board!

My points

My partner's points

Thanks for your download from my store. Please remember that this product is intended for single classroom use only. Please refer your colleagues to my store if you think they would enjoy this product.

I hope you will enjoy using this item in your classroom!  
Don't forget to leave feedback too!

In this file, graphics (page frames) are from  
[Scrappin Doodles](#).

Fonts are from Kevin and Amanda's free scrapbooking  
fonts!



Come visit my blog at <http://www.bainbridgeclass.blogspot.com> for TONS of great  
freebies

Thanks!!! Christina

